

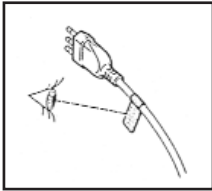


Ersatzteile für Apfelschäl- und Teilmaschine – Art.-Nr. 150000
Spare parts for apple peeling and slicing machine – code 150000

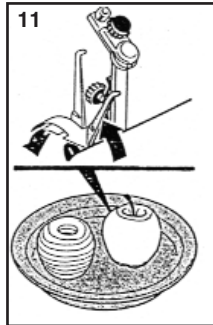
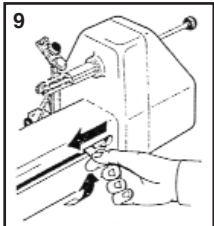
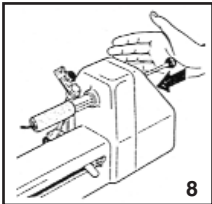

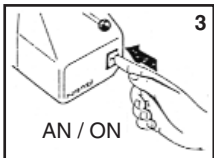
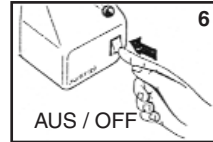
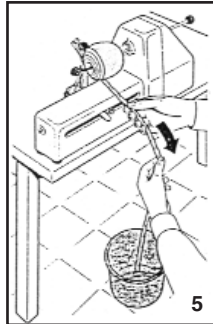


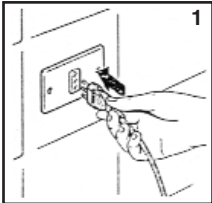
Nummer No.	Beschreibung / Description	Art.-Nr. Code
1	Auswerfer-Schaft und Stift / Ejector shaft and pin	150001
3	Maschinenbank / Machine bench	150003
4	Dichtungsring 17/15 / Bushing 17/15	150004
5	Unterlagscheibe 5 / Washer 5	150005
6	Schraube M 5 x 8 / Srew M 5 x 8	150006
7	Schraube M 4 x 10 / Srew M 4 x 10	150007
8	Unterlagscheibe 4 / Washer 4	150008
9	Verstellfeder / Adjustment spring	150009
9a	Halterung / Fixed spring	150109
10	Feder / Spring	150010
11	Schneidmesser / Square blade	150011
13	Klemmschraube / Hand wheel	150013
14	Support / Blade holder	150014
15	Mutter / Nut M 4	150015
17	Klemmschraube / Hand wheel M 4 x 16	150017
18	Schraube / Srew	150018
19	Schraube M 4 x 10 / Srew M 4 x 10	150019
21	Schälmesser (rund) / Peeler blade	150021
22	Gummifuß / Rubber foot	150022
23	Unterlagscheibe / Washer 3	150023
24	Schraube M 3 x 11 / Screw M 3 x 11	150024
26, 28, 30	Mutter M 4 / Führungsrolle / Schraube Flanged Nut Guide roller / Screw	150028
31	Klemmschraube / Hand wheel	150031

Nummer No.	Beschreibung / Description	Art.-Nr. Code
33	Schälmesser-Abdeckung / Cover for Peeler blade	150033
34	Schraube M 4 x 8 / Srew M 4 x 8	150034
37	Motorgehäuse / Machine head	150037
39	Kernspindel / Spindle	150039
40	Welle / Feeding screw	150040
41	Schraube M 4 x 12 / Screw M 4 x 12	150041
44	Führungsfeder / Feeding spring	150044
45	Messerhalterung / Blades holder group	150045
46	Schraube M 5 x 8 / Screw M 5 x 8	150046
47	Zahnriemenscheibe / Motor pulley	150047
49	Zahnriemen / Driving belt	150049
51	Zahnriemenscheibe / Pulley	150051
53	Verbindungs-Dichtung / Connection bushing	150053
54	Schraube M 6 x 16 / Screw M 6 x 16	150054
55	Unterlagscheibe 6 / Washer	150055
56	Schraube M 5 x 30 / Screw M 5 x 30	150056
57	Unterlagscheibe 5 / Washer	150057
58	Kabel / Electric cable	150058
59	Schraube M 5 x 16 / Screw M 5 x 16	150059
60	Ein- und Ausschalter / Switch	150060
61	Knauf / Knob	150061
62	Motorgehäuse / Machine cover	150062
63	Anschlußkabel mit Stecker / Cable with plug	150063
64	Motor / Geared motor	150064

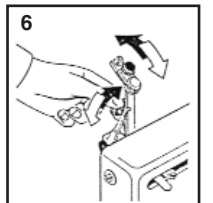
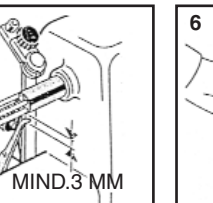
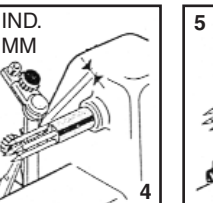
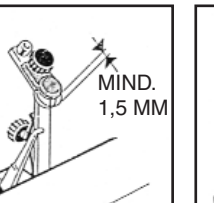
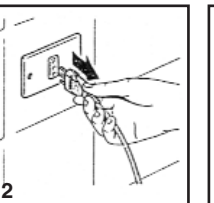
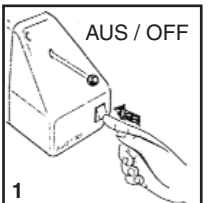


VORSICHT / ATTENTION

BENUTZUNGSHINWEISE / USE



EINSTELLUNG / ADJUSTMENT



REINIGUNG / MAINTENANCE

